



Viking Xtreme

High performance directional control valves
G1/8 - G1/2 body ported



Extreme Environments

*Demand The **Viking Xtreme***

The Viking Xtreme valve range is robust, versatile and combines high performance with compact installation dimensions. Large flow capacity, short change-over times and low change-over pressure are important characteristics of this valve range.

The 1/8 & 1/4 sizes are designed to operate with pressures up to 16 bar and the 3/8 & 1/2 sizes up to 12 bar, in ambient temperatures -40°C to +60°C when fitted with suitable solenoid operators.

The Viking Xtreme valve range is robust, versatile and combines high performance with compact installation dimensions. Large flow capacity, short change-over times and low change-over pressure are important characteristics of this valve range.

- 4 sizes: G1/8, G1/4, G3/8 and G1/2.
- Wide operating temperature range
- Compact design with good corrosion resistance.
- Wide range of 3/2, 5/2 and 5/3 versions.
- High and low temperature versions available for transport applications.
- Lever operated version.
- Twist operated version.



Operating information

	P2L-AX	P2L-BX	P2L-CX	P2L-DX
Working pressure:	16 bar	16 bar	12 bar	12 bar
Working temperature, standard				
Air pilot solenoid	-40 °C to +60 °C			
Standard and food version	-10 °C to +50 °C			
Mobile & Lever operated version	-40 °C to +60 °C			
Flow (Qmax);	P2L-AX	P2L-BX	P2L-CX	P2L-DX
	19,0 l/s	38,0 l/s	72,0 l/s	78,0 l/s

For more information see www.parker.com/euro_pneumatic



For ATEX specific products contact Sales Office

Pneumatically actuated 3/2, 5/2 and 5/3 valves

Symbol	Size	Actuator	Return	Order code
3/2 valves, temperature -40°C to +60°C				
	G1/8	Air pilot	Air pilot	P2LAX311PP
	G1/4			P2LBX312PP
	G3/8			P2LCX313PP
	G1/2			P2LDX314PP
	G1/8	Air pilot	Spring	P2LAX311PS
	G1/4			P2LBX312PS
	G3/8			P2LCX313PS
	G1/2			P2LDX314PS
5/2 valves, temperature -40°C to +60°C				
	G1/8	Air pilot	Air pilot	P2LAX511PP
	G1/4			P2LBX512PP
	G3/8			P2LCX513PP
	G1/2			P2LDX514PP
	G1/8	Air pilot	Spring	P2LAX511PS
	G1/4			P2LBX512PS
	G3/8			P2LCX513PS
	G1/2			P2LDX514PS

Symbol	Size	Actuator	Return	Order code
5/3 valves, temperature -40°C to +60°C				
	G1/8	Air pilot	Air pilot	P2LAX611PP
	G1/4	Closed	Self	P2LBX612PP
	G3/8	centre	centring	P2LCX613PP
	G1/2			P2LDX614PP
	G1/8	Air pilot	Air pilot	P2LAX811PP
	G1/4	Vented	Self	P2LBX812PP
	G3/8	centre	centring	P2LCX813PP
	G1/2			P2LDX814PP
	G1/8	Air pilot	Air pilot	P2LAX711PP
	G1/4	Pressure	Self	P2LBX712PP
	G3/8	centre	centring	P2LCX713PP
	G1/2			P2LDX714PP

Electrically actuated 3/2, 5/2 and 5/3 valves - 15mm solenoid

Symbol	Size	Actuator	Return	Order code 15mm solenoid with 24 VDC sol	Order code without 15mm solenoid
3/2 valves, internal air, standard temperature					
	G1/8	Solenoid	Solenoid	P2LAX311EENXB549	P2LAX311EENXXX
	G1/4			P2LBX312EENXB549	P2LBX312EENXXX
	G3/8			P2LCX313EENXB549	P2LCX313EENXXX
	G1/2			P2LDX314EENXB549	P2LDX314EENXXX
	G1/8	Solenoid	Spring	P2LAX311ESNXB549	P2LAX311ESNXXX
	G1/4			P2LBX312ESNXB549	P2LBX312ESNXXX
	G3/8			P2LCX313ESNXB549	P2LCX313ESNXXX
	G1/2			P2LDX314ESNXB549	P2LDX314ESNXXX
5/2 valves, internal air, standard temperature					
	G1/8	Solenoid	Solenoid	P2LAX511EENXB549	P2LAX511EENXXX
	G1/4			P2LBX512EENXB549	P2LBX512EENXXX
	G3/8			P2LCX513EENXB549	P2LCX513EENXXX
	G1/2			P2LDX514EENXB549	P2LDX514EENXXX
	G1/8	Solenoid	Spring	P2LAX511ESNXB549	P2LAX511ESNXXX
	G1/4			P2LBX512ESNXB549	P2LBX512ESNXXX
	G3/8			P2LCX513ESNXB549	P2LCX513ESNXXX
	G1/2			P2LDX514ESNXB549	P2LDX514ESNXXX
5/3 valves, internal air, standard temperature					
	G1/8	Solenoid	Solenoid	P2LAX611EENXB549	P2LAX611EENXXX
	G1/4	Closed	Self	P2LBX612EENXB549	P2LBX612EENXXX
	G3/8	centre	centring	P2LCX613EENXB549	P2LCX613EENXXX
	G1/2			P2LDX614EENXB549	P2LDX614EENXXX
	G1/8	Solenoid	Solenoid	P2LAX811EENXB549	P2LAX811EENXXX
	G1/4	Vented	Self	P2LBX812EENXB549	P2LBX812EENXXX
	G3/8	centre	centring	P2LCX813EENXB549	P2LCX813EENXXX
	G1/2			P2LDX814EENXB549	P2LDX814EENXXX
	G1/8	Solenoid	Solenoid	P2LAX711EENXB549	P2LAX711EENXXX
	G1/4	Pressure	Self	P2LBX712EENXB549	P2LBX712EENXXX
	G3/8	centre	centring	P2LCX713EENXB549	P2LCX713EENXXX
	G1/2			P2LDX714EENXB549	P2LDX714EENXXX

Electrically actuated 3/2, 5/2 and 5/3 valves - 22mm solenoid

Symbol	Size	Actuator	Return	Order code 22mm solenoid 24 VDC	Order code Without solenoid coil
3/2 valves, internal air, standard temperature					
	G1/8	Solenoid	Solenoid	P2LAX311EENDDB49	P2LAX311EENDDN
	G1/4			P2LBX312EENDDB49	P2LBX312EENDDN
	G3/8			P2LCX313EENDDB49	P2LCX313EENDDN
	G1/2			P2LDX314EENDDB49	P2LDX314EENDDN
	G1/8	Solenoid	Spring	P2LAX311ESNDDDB49	P2LAX311ESNDDDN
	G1/4			P2LBX312ESNDDDB49	P2LBX312ESNDDDN
	G3/8			P2LCX313ESNDDDB49	P2LCX313ESNDDDN
	G1/2			P2LDX314ESNDDDB49	P2LDX314ESNDDDN
5/2 valves, internal air, standard temperature					
	G1/8	Solenoid	Solenoid	P2LAX511EENDDB49	P2LAX511EENDDN
	G1/4			P2LBX512EENDDB49	P2LBX512EENDDN
	G3/8			P2LCX513EENDDB49	P2LCX513EENDDN
	G1/2			P2LDX514EENDDB49	P2LDX514EENDDN
	G1/8	Solenoid	Spring	P2LAX511ESNDDDB49	P2LAX511ESNDDDN
	G1/4			P2LBX512ESNDDDB49	P2LBX512ESNDDDN
	G3/8			P2LCX513ESNDDDB49	P2LCX513ESNDDDN
	G1/2			P2LDX514ESNDDDB49	P2LDX514ESNDDDN
5/3 valves, internal air, standard temperature					
	G1/8	Solenoid	Solenoid	P2LAX611EENDDB49	P2LAX611EENDDN
	G1/4	Closed	Self	P2LBX612EENDDB49	P2LBX612EENDDN
	G3/8	centre	centring	P2LCX613EENDDB49	P2LCX613EENDDN
	G1/2			P2LDX614EENDDB49	P2LDX614EENDDN
	G1/8	Solenoid	Solenoid	P2LAX811EENDDB49	P2LAX811EENDDN
	G1/4	Vented	Self	P2LBX812EENDDB49	P2LBX812EENDDN
	G3/8	centre	centring	P2LCX813EENDDB49	P2LCX813EENDDN
	G1/2			P2LDX814EENDDB49	P2LDX814EENDDN
	G1/8	Solenoid	Solenoid	P2LAX711EENDDB49	P2LAX711EENDDN
	G1/4	Pressure	Self	P2LBX712EENDDB49	P2LBX712EENDDN
	G3/8	centre	centring	P2LCX713EENDDB49	P2LCX713EENDDN
	G1/2			P2LDX714EENDDB49	P2LDX714EENDDN

Electrically actuated 3/2, 5/2 and 5/3 - Xtreme duty 16 bar - 40°C to +60°C.

P2LAX/P2LBX 16 bar and P2LCX/P2LDX 12 bar

Symbol	Size	Actuator	Return	Order code 22mm solenoid 24 VDC	Order code Without solenoid coil
3/2 valves, internal air, low temperature					
	G1/8	Solenoid	Solenoid	P2LAX311EEHDB49	P2LAX311EEHDDN
	G1/4		Low temp.	P2LBX312EEHDB49	P2LBX312EEHDDN
	G3/8			P2LCX313EEHDB49	P2LCX313EEHDDN
	G1/2			P2LDX314EEHDB49	P2LDX314EEHDDN
	G1/8	Solenoid	Spring	P2LAX311ESHDB49	P2LAX311ESHDDN
	G1/4		Low temp.	P2LBX312ESHDB49	P2LBX312ESHDDN
	G3/8			P2LCX313ESHDB49	P2LCX313ESHDDN
	G1/2			P2LDX314ESHDB49	P2LDX314ESHDDN
5/2 valves, internal air, low temperature					
	G1/8	Solenoid	Solenoid	P2LAX511EEHDB49	P2LAX511EEHDDN
	G1/4		Low temp.	P2LBX512EEHDB49	P2LBX512EEHDDN
	G3/8			P2LCX513EEHDB49	P2LCX513EEHDDN
	G1/2			P2LDX514EEHDB49	P2LDX514EEHDDN
	G1/8	Solenoid	Spring	P2LAX511ESHDB49	P2LAX511ESHDDN
	G1/4		Low temp.	P2LBX512ESHDB49	P2LBX512ESHDDN
	G3/8			P2LCX513ESHDB49	P2LCX513ESHDDN
	G1/2			P2LDX514ESHDB49	P2LDX514ESHDDN
5/3 valves, internal air, low temperature					
	G1/8	Solenoid	Solenoid	P2LAX611EEHDB49	P2LAX611EEHDDN
	G1/4	Closed	Self	P2LBX612EEHDB49	P2LBX612EEHDDN
	G3/8	centre	centring	P2LCX613EEHDB49	P2LCX613EEHDDN
	G1/2			P2LDX614EEHDB49	P2LDX614EEHDDN
	G1/8	Solenoid	Solenoid	P2LAX811EEHDB49	P2LAX811EEHDDN
	G1/4	Vented	Self	P2LBX812EEHDB49	P2LBX812EEHDDN
	G3/8	centre	centring	P2LCX813EEHDB49	P2LCX813EEHDDN
	G1/2			P2LDX814EEHDB49	P2LDX814EEHDDN
	G1/8	Solenoid	Solenoid	P2LAX711EEHDB49	P2LAX711EEHDDN
	G1/4	Pressure	Self	P2LBX712EEHDB49	P2LBX712EEHDDN
	G3/8	centre	centring	P2LCX713EEHDB49	P2LCX713EEHDDN
	G1/2			P2LDX714EEHDB49	P2LDX714EEHDDN

Pneumatic twist operated valves - Xtreme operating pressure / temperature


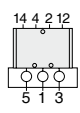

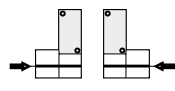

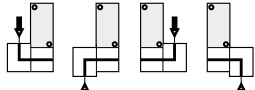

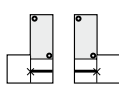

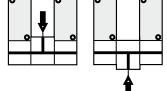

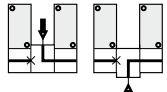


Max operating pressure 16 bar (A & B) 12 bar (C & D). temp range -40°C to +60°C

Symbol	Size	Actuation	Return	Changeover Angle	Order code
3/2 valves, temperature -40°C to +60°C					
	G1/4	Twist	Twist	45	P2LBX312JJ
5/2 valves, temperature -40°C to +60°C					
	G1/4	Twist	Twist	45	P2LBX512JJ
5/3 valves, temperature -40°C to +60°C					
	G1/4	Twist	Twist	54	P2LBX71277
	G1/4	Twist	Twist	54	P2LBX61277
	G1/4	Twist	Twist	54	P2LBX81277

Lever operated directional control valves

Max operating pressure 16 bar (A & B) 12 bar (C & D). temp range -40°C to +60°C





Symbol	Size	Actuation	Return	Changeover angle	Changeover Force	Type	Weight Kg	Order code
3/2 valves, standard temperature / Low temperature, lever 90° to ports								
	G1/8	Lever	Lever	20°	9 N	Std.	0,33	P2LAX311VV
	G1/4	Lever	Lever	20°	9 N	Std.	0,33	P2LBX312VV
	G3/8	Lever	Lever	32°	25 N	Std.	0,40	P2LCX313VV
	G1/2	Lever	Lever	32°	25 N	Std.	0,60	P2LDX314VV
	G1/8	Lever	Spring	20°	10N	Std.	0,33	P2LAX311VS
	G1/4	Lever	Spring	20°	10N	Std.	0,33	P2LBX312VS
	G3/8	Lever	Spring	32°	15 N	Std.	0,40	P2LCX313VS
	G1/2	Lever	Spring	32°	15 N	Std.	0,60	P2LDX314VS
5/2 valves, standard temperature / Low temperature, lever 90° to ports								
	G1/8	Lever	Lever	28°	9 N	Std.	0,18	P2LAX511VV
	G1/4	Lever	Lever	20°	9 N	Std.	0,33	P2LBX512VV
	G3/8	Lever	Lever	32°	25 N	Std.	0,40	P2LCX513VV
	G1/2	Lever	Lever	32°	25 N	Std.	0,60	P2LDX514VV
	G1/8	Lever	Spring	28°	10N	Std.	0,18	P2LAX511VS
	G1/4	Lever	Spring	20°	10N	Std.	0,33	P2LBX512VS
	G3/8	Lever	Spring	32°	15 N	Std.	0,40	P2LCX513VS
	G1/2	Lever	Spring	32°	15 N	Std.	0,60	P2LDX514VS
5/3 valves, low temperature, lever 90° to ports								
	G1/8	Lever	Lever	±14°	15 N	Std.	0,18	P2LAX61122
	G1/4	Closed centre position held in three positions		±12°	15 N	Std.	0,33	P2LBX61222
	G3/8		±16°	17 N	Std.	0,71	P2LCX61322	
	G1/2		±16°	17 N	Std.	0,73	P2LDX61422	
	G1/8	Lever	Lever	±14°	15 N	Std.	0,18	P2LAX81122
	G1/4	Exhausted centre position held in three positions		±12°	15 N	Std.	0,33	P2LBX81222
	G3/8		±16°	17 N	Std.	0,71	P2LCX81322	
	G1/2		±16°	17 N	Std.	0,73	P2LDX81422	
	G1/8	Lever	Lever	±14°	15 N	Std.	0,18	P2LAX71122
	G1/4	Pressure applied centre position held in three positions		±12°	15 N	Std.	0,33	P2LBX71222
	G3/8		±16°	17 N	Std.	0,71	P2LCX71322	
	G1/2		±16°	17 N	Std.	0,73	P2LDX71422	
	G1/8	Lever	Lever	±14°	16 N	Std.	0,18	P2LAX61111
	G1/4	Closed centre position Self centring		±12°	16 N	Std.	0,33	P2LBX61211
	G3/8		±16°	30 N	Std.	0,71	P2LCX61311	
	G1/2		±16°	30 N	Std.	0,73	P2LDX61411	
	G1/8	Lever	Lever	±14°	16 N	Std.	0,18	P2LAX81111
	G1/4	Exhausted centre position Self centring		±12°	16 N	Std.	0,33	P2LBX81211
	G3/8		±16°	30 N	Std.	0,71	P2LCX81311	
	G1/2		±16°	30 N	Std.	0,73	P2LDX81411	
	G1/8	Lever	Lever	±14°	16 N	Std.	0,18	P2LAX71111
	G1/4	Pressure applied centre position Self centring		±12°	16 N	Std.	0,33	P2LBX71211
	G3/8		±16°	30 N	Std.	0,71	P2LCX71311	
	G1/2		±16°	30 N	Std.	0,73	P2LDX71411	

Accessories P2LAX	Connection alternatives	Type	Weight kg	Order code
		Multiple manifold including seals, mounting screws, and guiding pins.	0,11	9121658060
		Connection block S including seals, mounting screws, and guiding pins. G1/4	0,15	9121658064
		Connection block L including seals, mounting screws, and guiding pins. G1/4	0,15	9121658061
		End cover including seals, mounting screws, and guiding pins.	0,16	9121658066
		Intermediate block T including seals, mounting screws, and guiding pins. G1/4	0,17	9121658062
		Intermediate block L including seals, mounting screws, and guiding pins. G1/4	0,17	9121658065
		Blanking plate including seals, mounting screws.	0,05	9121658063

Accessories P2LAX

Type	Weight kg	Order code
 Manifold bar, P2LA including seals, mounting screws. G3/8 For 4 valves 0,48 9121658075 For 6 valves 0,63 9121658076 For 8 valves 0,80 9121658077 For 10 valves 0,98 9121658078 For 12 valves 1,10 9121658079 For 14 valves 1,23 9121658099		
 Blanking plate, P2LA for Manifold bar 0,05 9121658063		
 Pressure bar, P2LA for common air supply incl. O-rings and mounting screws. G1/4 For 2 valves 0,13 9121658070 For 4 valves 0,20 9121658071 For 6 valves 0,26 9121658072 For 8 valves 0,33 9121658073		
 Blanking plate, P2LA for Pressure bar 0,05 9121658074		
 Assembly screws, P2LA in stainless steel for valve 0,02 9121658043		
 Assembly screws, P2LA in stainless steel for blanking plate 0,01 9121658044		
 O-ring kit, P2LA O-rings between valve and manifold bar/ Pressure bar 0,01 9121658046		

Accessories P2LBX

Type	Weight kg	Order code
 Manifold bar, P2LB, (not for P2LB with external air supply to solenoid valves) incl. fasteners and O-ring. G3/8 For 2 valves 0,69 9121594805X For 4 valves 1,13 9121594806X For 6 valves 1,56 9121594807X For 8 valves 2,00 9121594808X For 10 valves 2,45 9121594812X		
 Blanking plate, P2LB for Manifold bar 0,10 9121594809X		
 Pressure bar, P2LB for common air supply incl. O-rings and banjo-bolts. G3/8 For 2 valves 0,38 9127113301X For 4 valves 0,53 9127113302X For 6 valves 0,68 9127113303X For 8 valves 0,83 9127113304X For 10 valves 0,99 9127113305X		
 Blanking plug, P2LB for Pressure bar. G1/4 0,02 9127113306X		

22mm solenoid operator part numbers and spares

Solenoid coils for 22mm solenoid operators

Voltage	Order code Form A	Weight (Kg)	Order code Form B	Weight (Kg)
12V 60Hz			P2FCB440	0.093
24V 50/60Hz			P2FCB442	0.093
12V DC			P2FCB445	0.093
12V DC Mobile	P2FCA447	0.17	P2FCB447	0.093
24v DC Mobile	P2FCA448	0.17	P2FCB448	0.093
24V DC			P2FCB449	0.093
24V DC Low power			P2FCB249	0.093
48V DC			P2FCB451	0.093
110V/50Hz, 120V/60Hz			P2FCB453	0.093
230V/50Hz, 230V/60Hz			P2FCB457	0.093

Note: Mobile solenoids are only suitable for Viking Xtreme valves with 'H' specification having 0,8/1,0 operator type P2FP13H4D

Spare Solenoid Nuts

Valves requiring captured exhaust should be fitted with plastic knurled nut

Order code
P2FNP

Valves with vented exhaust are fitted with diffuser plastic nut

Order code
P2FND

Spare Solenoid Operators

Solenoid pilot operator 22mm NC, Normal duty
(Max Operating pressure 10bar, Temp -10°C to +50°C)

Order code (with locking bi-stable m/o)	Weight Kg	Order code (with Non-locking monostable m/o)	Weight Kg
P2FP13N4C	0.05kg	P2FP13N4D	0.05kg

Low power pilot operator NC, Normal duty
(Max Operating pressure 10bar, Temp -10°C to +50°C)

Order code (with locking bi-stable m/o)	Weight Kg	Order code (with Non-locking monostable m/o)	Weight Kg
P2FP13N2C	0.05kg	P2FP13N2D	0.05kg

Solenoid pilot operator 22mm NC, Xtreme duty
(Max Operating pressure 16bar, Temp -40°C to +60°C)

Order code (with Non-locking monostable m/o)	Weight Kg
P2FP13H4D	0.05kg

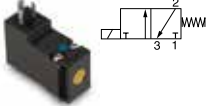





















Note.

Solenoid pilot operators are fitted to the Viking valve range. Order the above part numbers for spares. The operators are supplied with mounting screws and interface 'O' rings.

Coils and connectors must be ordered separately.

Solenoid Operators - Electrical connection EN175301-803 C/ISO15217 (Ex DIN 43650C)

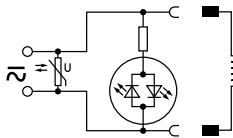
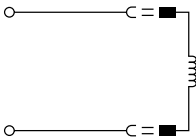
Solenoids 15 mm NC, standard

	Voltage	Weight Kg	Order code Without manual override	Weight Kg	Order code Override, blue, non locking flush	Weight Kg	Order code Override, yellow, locking flush
	12 VDC	0,038	P2E-KV32B0 	0,038	P2E-KV32B1 	0,038	P2E-KV32B2 
	24 VDC	0,038	P2E-KV32C0 	0,038	P2E-KV32C1 	0,038	P2E-KV32C2 
	48 VDC	0,038	P2E-KV32D0 	0,038	P2E-KV32D1 	0,038	P2E-KV32D2 
	24 VAC 50Hz	0,038	P2E-KV31C0 	0,038	P2E-KV31C1 	0,038	P2E-KV31C2 
	48 VAC 50/60Hz	0,038	P2E-KV34D0 	0,038	P2E-KV34D1 	0,038	P2E-KV34D2 
	115 VAC 50Hz/ 120 VAC 60Hz	0,038	P2E-KV31F0 	0,038	P2E-KV31F1 	0,038	P2E-KV31F2 
	230 VAC 50Hz/ 240 VAC 60Hz	0,038	P2E-KV31J0 	0,038	P2E-KV31J1 	0,038	P2E-KV31J2 

In accordance with the EU Machine Directive, EN 983, solenoid valves with manual override should have spring-return operating arms for safety.

Solenoid Connectors / Cable Plugs EN175301-803

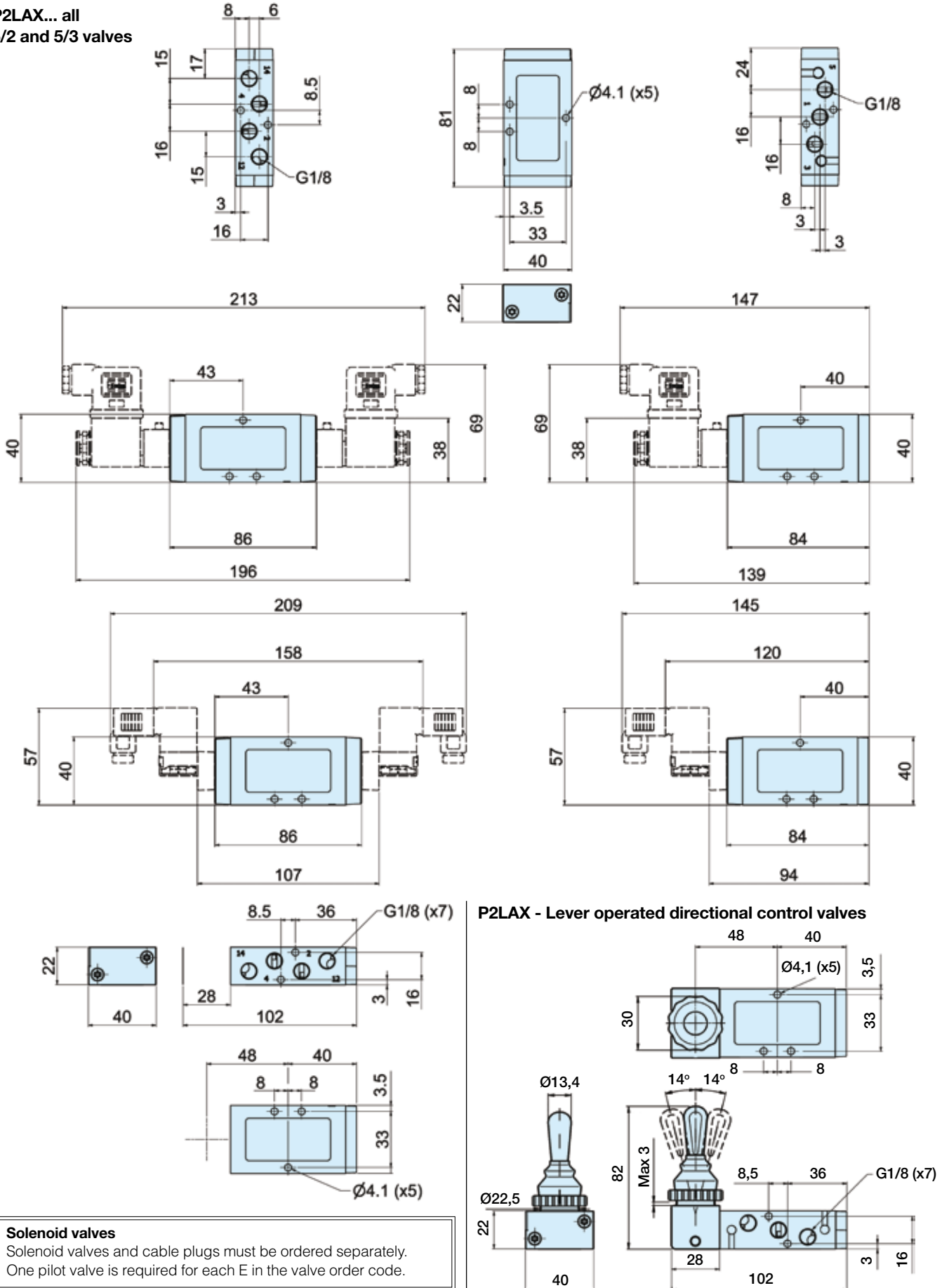
	Description	Order code 15mm Form C/ISO15217	Order code 22mm Industrial Form B
With large headed screw suitable for mounting in inaccessible or recess position 	Standard IP65	P8C-C	
	24V DC LED and protection IP65	P8C-C26C	
	110V AC LED and protection IP65	P8C-C21E	
With standard screw 	Standard IP65 without flying lead	P8C-D	3EV10V10
	With LED and protection 24V AC/DC	P8C-D26C	3EV10V20-24
	With LED and protection 110V AC	P8C-D21E	3EV10V20-110
	With LED and protection 230V AC		3EV10V20-230
With cable 	Standard with 2m cable IP65	P8L-C2	
	Standard with 5m cable IP65	P8L-C5	
	24V AC/DC, 2m cable LED and protection IP65	P8L-C226C	
	24V AC/DC, 5m cable LED and protection IP65	P8L-C526C	3EV10V20-24L5
	24V AC/DC, 10m cable LED and protection IP65	P8L-CA26C	
	110V AC/DC, 2m cable LED and protection IP65	P8L-C221E	
	110V AC/DC, 5m cable LED and protection IP65	P8L-C521E	3EV10V20-110L5
	230V AC, 5m cable LED and protection IP65		3EV10V20-230L5



P8C-C	P8C-D26C	P8L-C226C
P8C-D	P8C-D21E	P8L-C526C
P8L-C2	P8C-C26C	P8L-CA26C
P8L-C5	P8C-C21E	P8L-C221E
3EV10V10		P8L-C521E
3EV290V10	3EV10V20-24	3EV10V20-24L5
	3EV10V20-110	3EV10V20-110L5
	3EV10V20-230	3EV10V20-230L5

Dimensions

P2LAX... all
5/2 and 5/3 valves

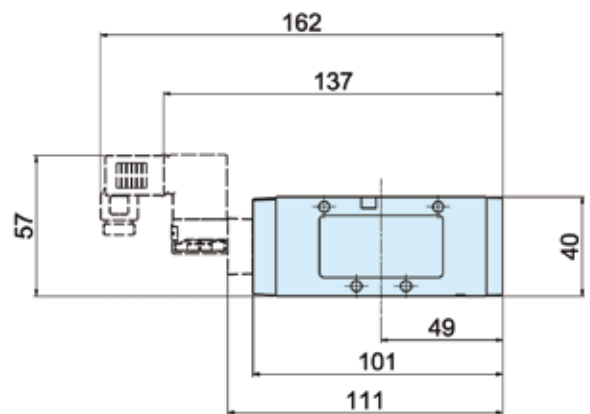
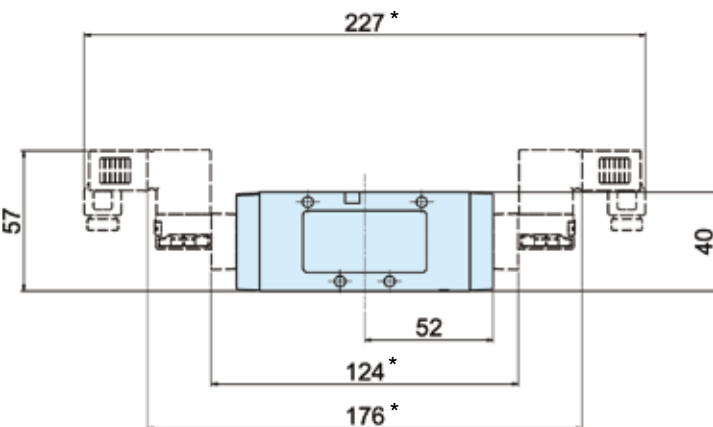
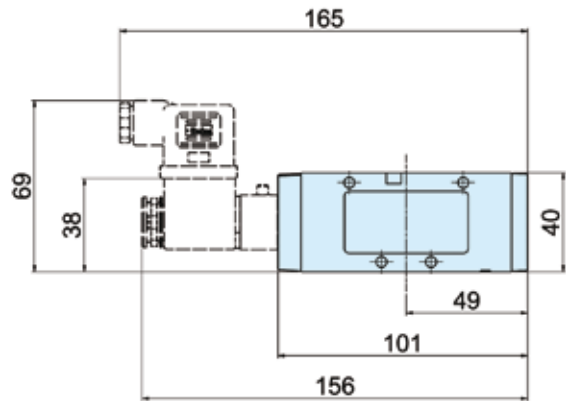
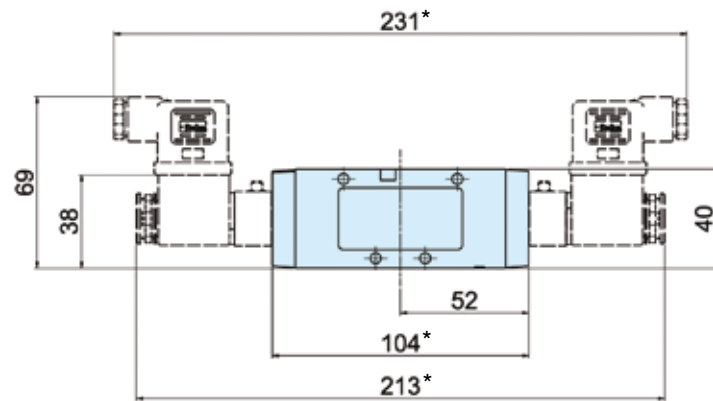
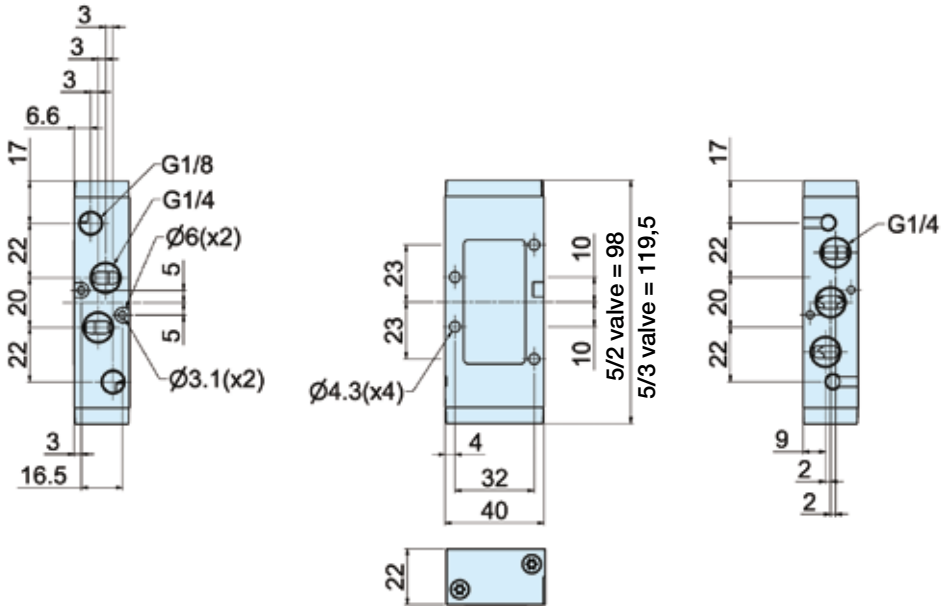


Solenoid valves
Solenoid valves and cable plugs must be ordered separately.
One pilot valve is required for each E in the valve order code.

P2LAX - Lever operated directional control valves

Dimensions

P2LBX... all
5/2 and 5/3 valves

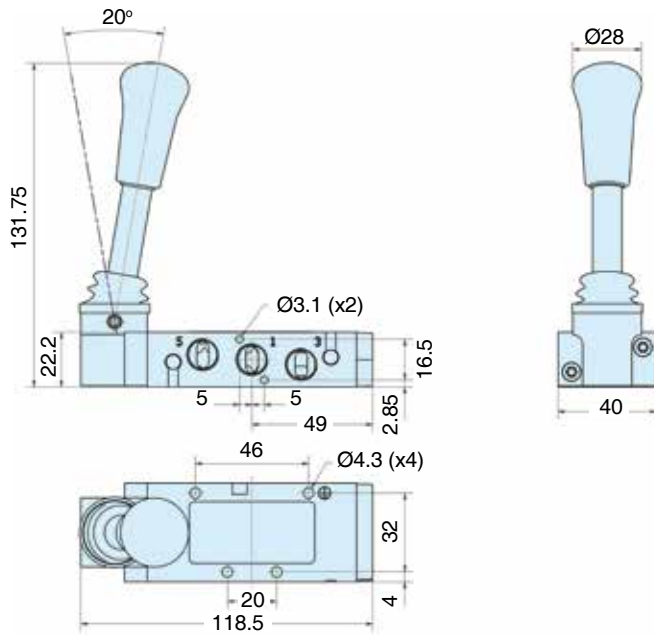


* Note: 5/3 valves - add 21.5mm

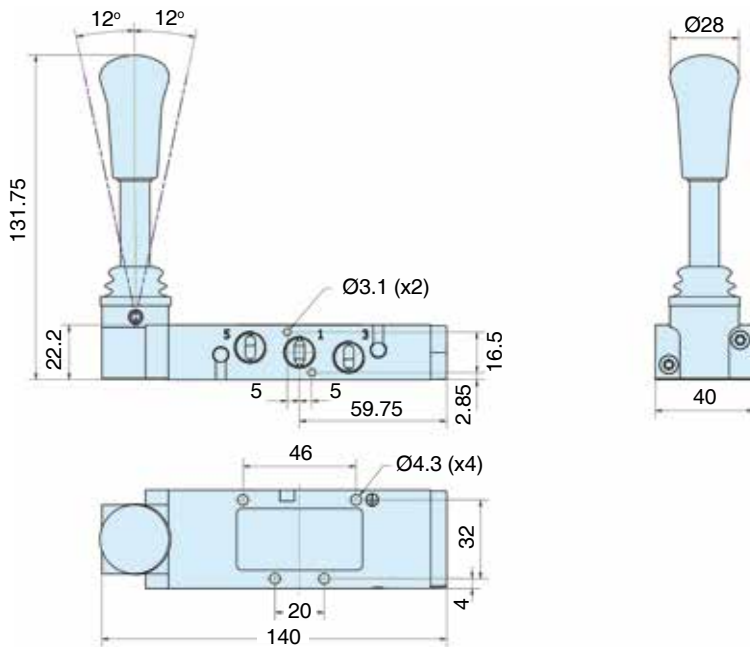
Solenoid valves
Solenoid valves and cable plugs must be ordered separately.
One pilot valve is required for each E in the valve order code.

Dimensions

P2LBX - 5/2 Lever operated directional control valves

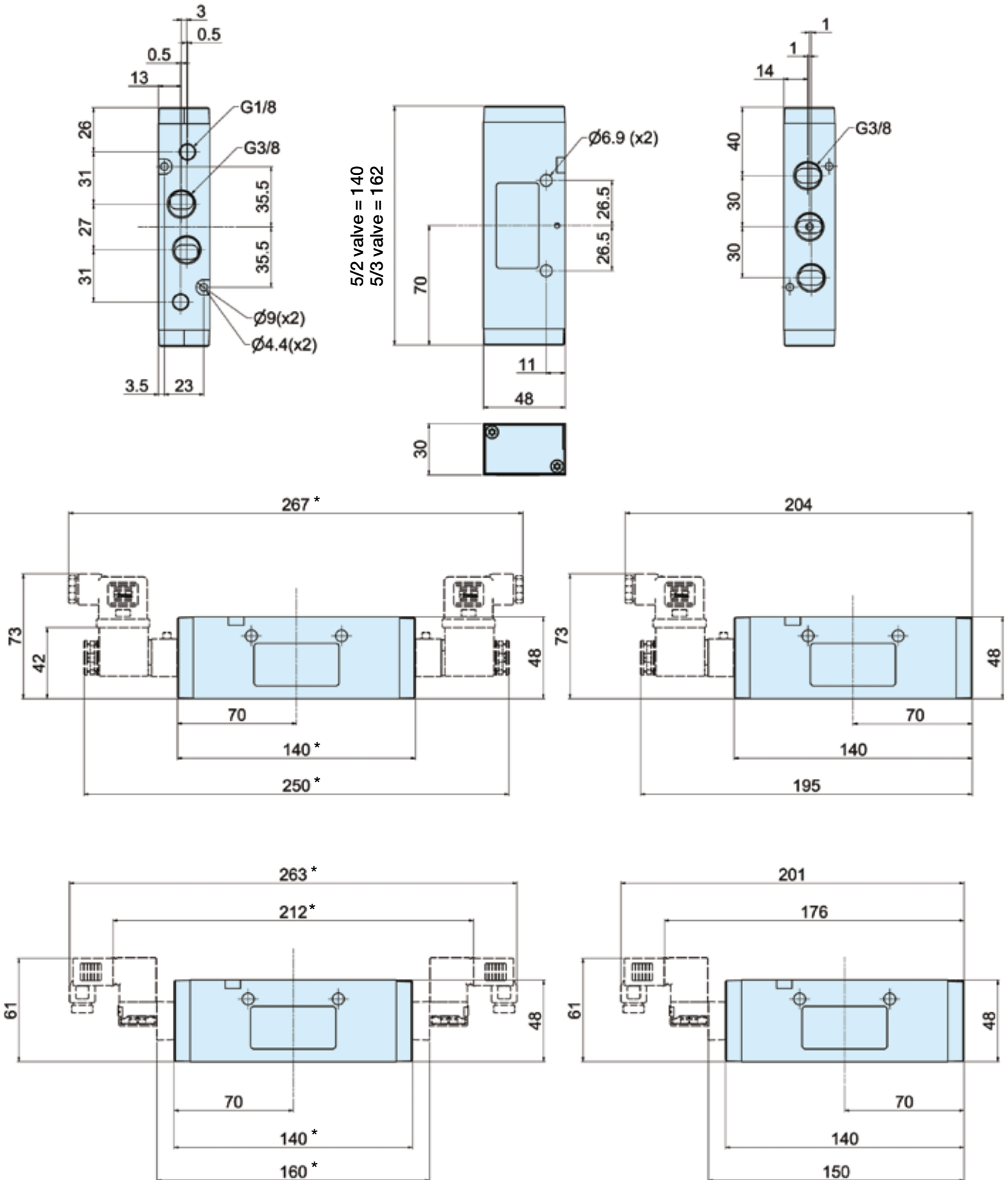


P2LBX - 5/3 Lever operated directional control valves



Dimensions

P2LCX... all
 5/2 and 5/3 valves

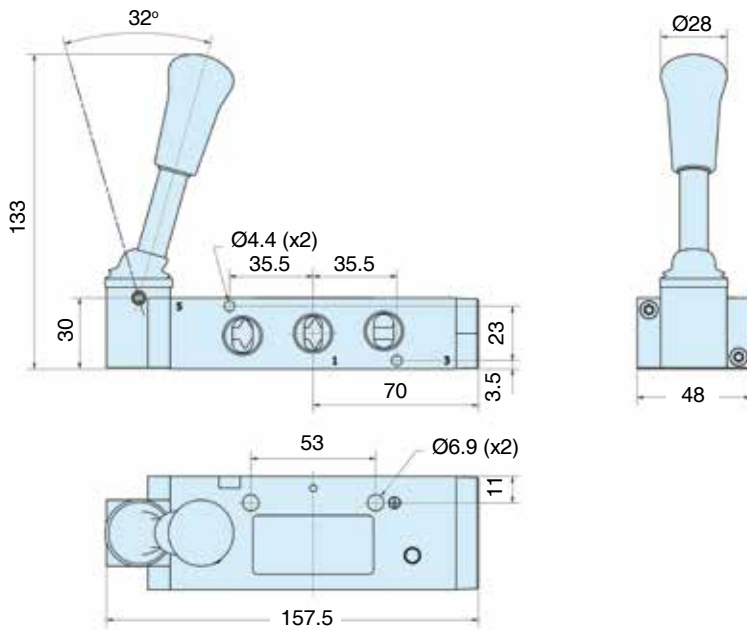


* Note: 5/3 valves - add 22.0mm

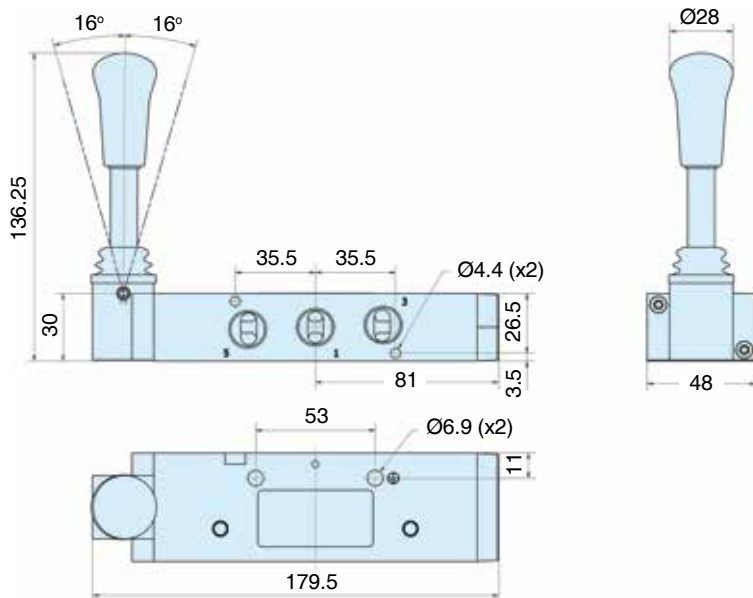
Solenoid valves
 Solenoid valves and cable plugs must be ordered separately.
 One pilot valve is required for each E in the valve order code.

Dimensions

P2LCX - 5/2 Lever operated directional control valves

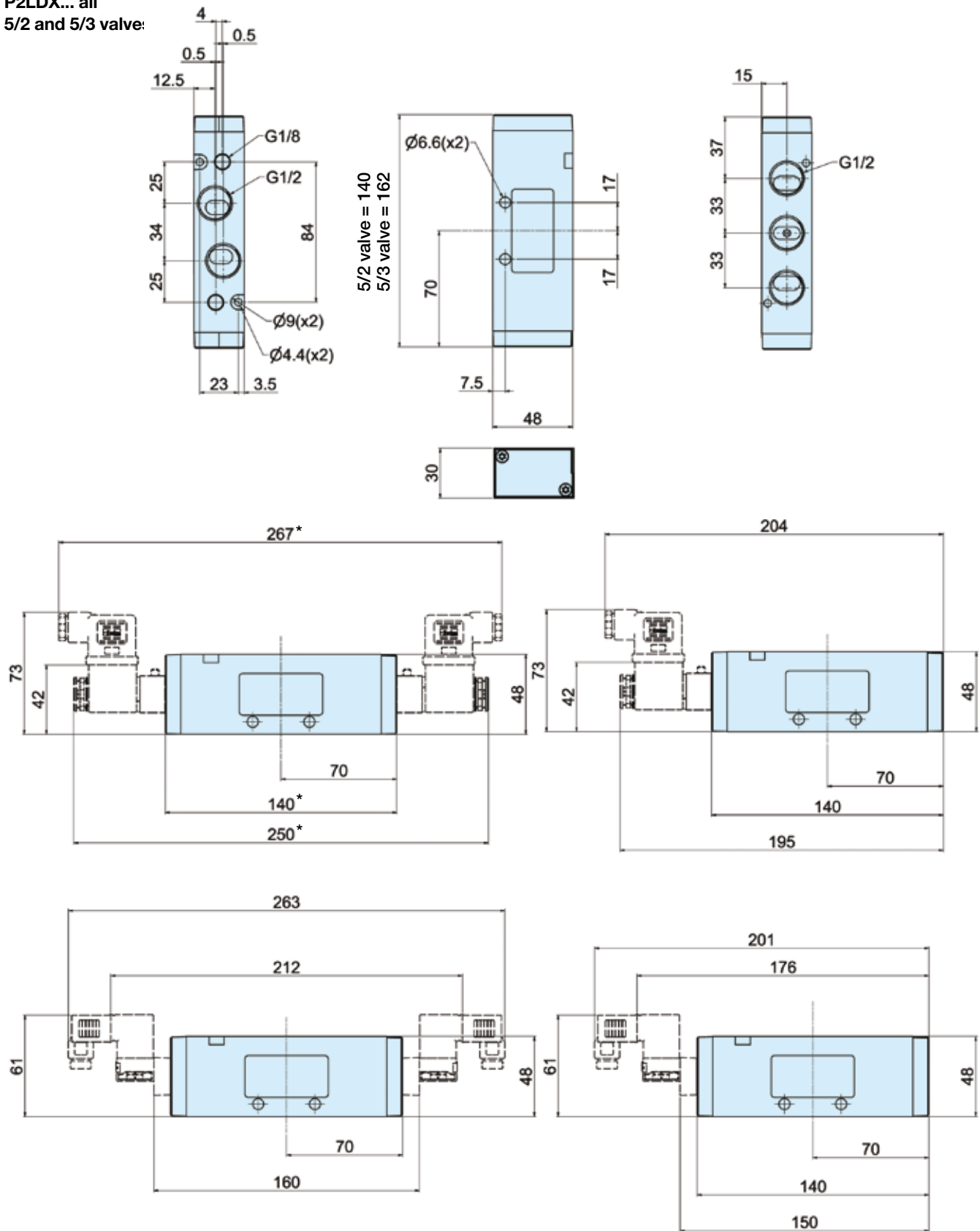


P2LCX - 5/3 Lever operated directional control valves



Dimensions

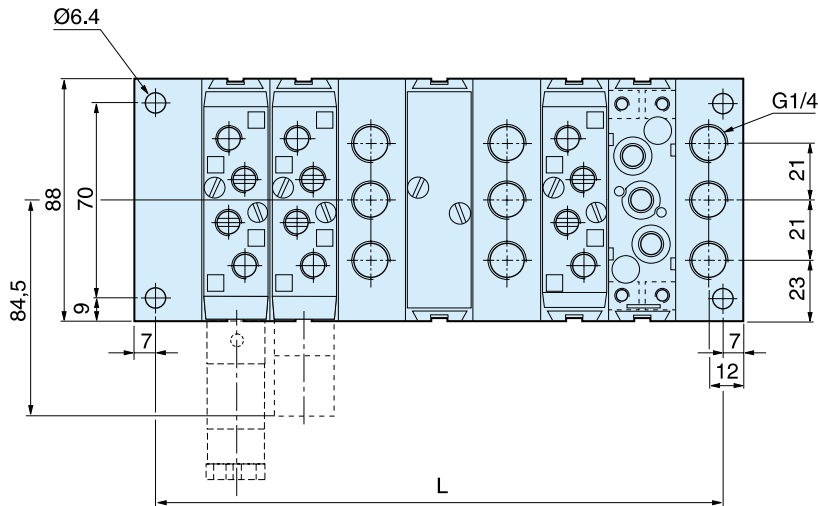
P2LDX... all
5/2 and 5/3 valve:



* Note: 5/3 valves - add 22.0mm

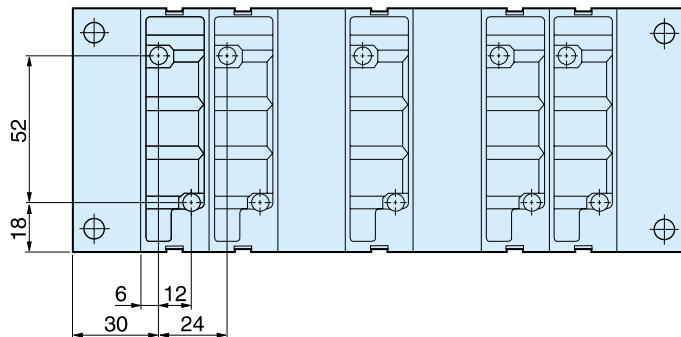
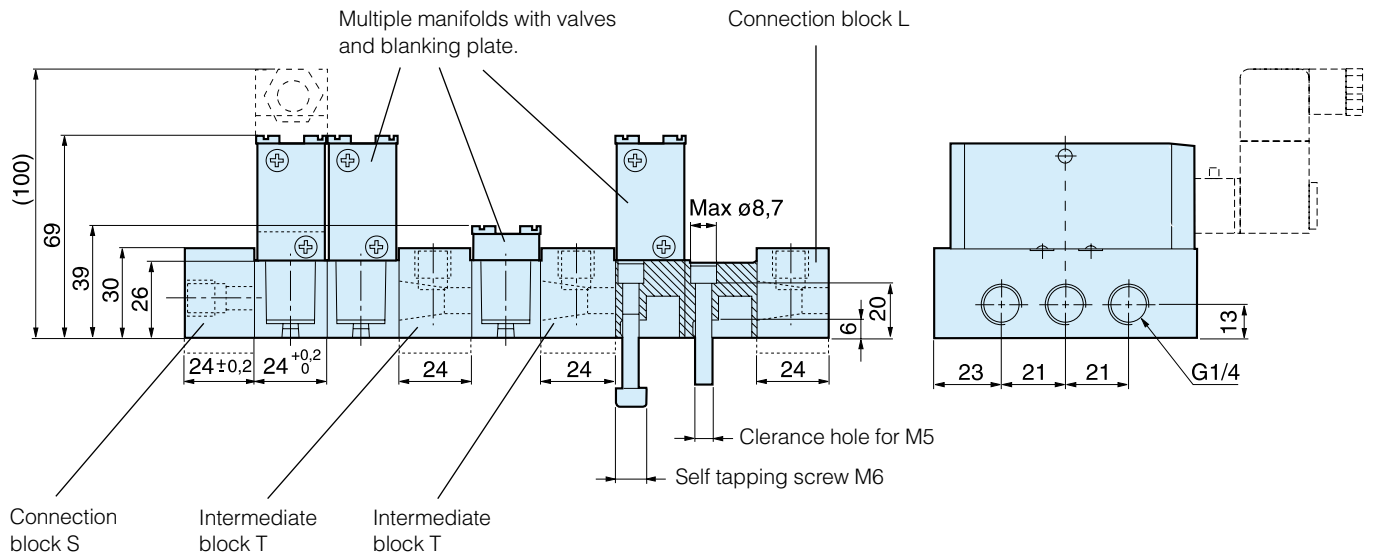
Solenoid valves
Solenoid valves and cable plugs must be ordered separately.
One pilot valve is required for each E in the valve order code.

Dimensions



$L = 34 + (\text{Number of manifolds and Intermediate blocks} \times 24)$

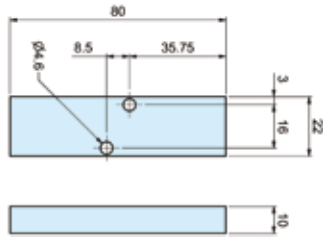
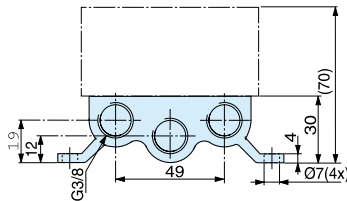
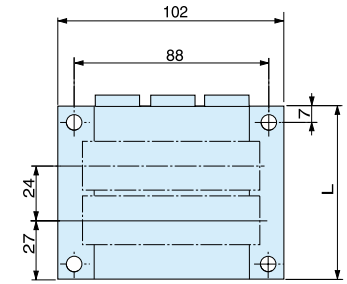
Connection block L and intermediate blocks L and T can be turned so that connection can be made from above or below. Multiple manifolds must be fitted with the top indication line (a 10 mm long line) facing the same side on all manifolds.



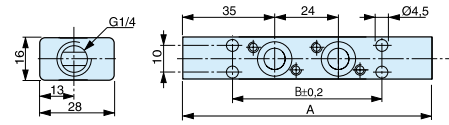
Dimensions

Manifold bar, P2LA

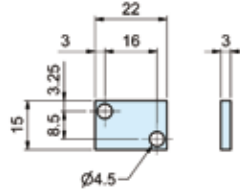
No. of valves	L mm
4	126
6	174
8	222
10	270
12	318
14	366



Pressure bar, P2LA

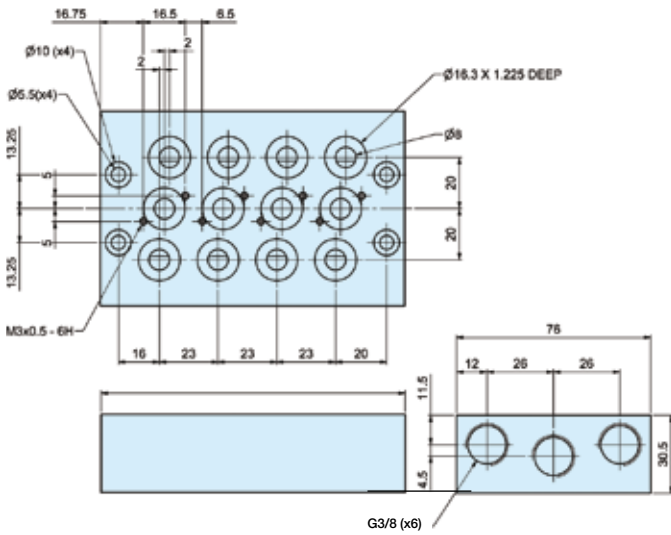


Pressure bar, P2LA

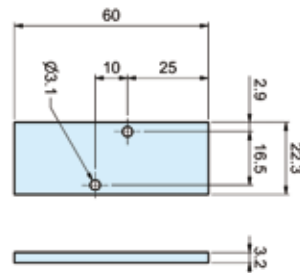
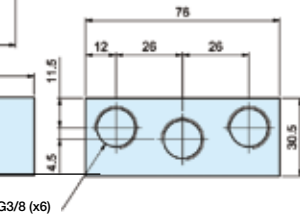


No. of valves	A mm	B mm
2	94	56
4	142	104
6	190	152
8	238	200

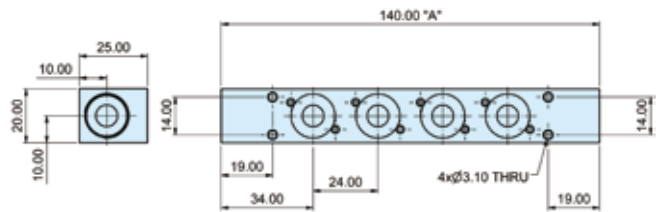
Manifold bar, P2LB



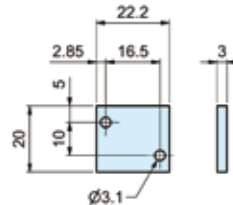
No. of valves	L mm
2	74
4	122
6	170
8	218
10	266



Pressure bar, P2LB



Blanking plug, P2LB



No. of valves	A mm
2	92
4	140
6	188
8	236
10	284